


# Ultrabar 10 UHP Triplex Pump



Water Jetting Solutions

Plunger Diameter mm	Gear ratio Input Speed (rpm)			Pump Speed rpm	Power Required		Nominal Flowrate			Max Pressure	
	1500	1800	2100		kW	HP	lpm	igpm	usgpm	bar	psi
11.11	2.83			530	33	45	6.9	1.5	1.8	2600	38,000
		2.83		636	40	54	8.3	1.8	2.2		
	2.28			658	42	56	8.6	1.9	2.3		
			2.83	742	47	63	9.7	2.1	2.6		
	1.92			781	49	66	10.2	2.2	2.7		
		2.28		789	50	67	10.3	2.3	2.8		

**Additional Notes.** 1. Flowrates indicated are swept volume & will reduce with pressure 2. Other gear ratios are available for specific applications 3. Pump stroke 45mm 4. 9 bar (130 psi) inlet pressure required, filtered to 1 micron



## Features

- Solid ceramic plungers with floating crosshead attachment
- Self adjusting seals with internal water cooling
- Hardened, alloy steel crankshaft with heavy duty roller and steel backed white metal main bearings, supported between each connecting rod
- SG iron crankcase with splash lubrication and oil cooling
- Forged connecting rods with low friction, shell type big end bearings and lead bronze lined small end bushes
- Gear driven, eliminating the need for belt drive
- Burst disc for overpressure protection

The Ultrabar 10 model offers Ultra High Pressure from one of the most compact pumps on the market.

The close coupled, gear driven power end has splash lubrication and oil cooling. SAE adaptor housings are available enabling the pump to be flange mounted to a diesel engine flywheel housing or electric motor ensuring extremely compact, perfectly aligned installations and enclosing all moving parts. The Ultrabar range of pumps include design features that allow seals and valves to be monitored without tools and

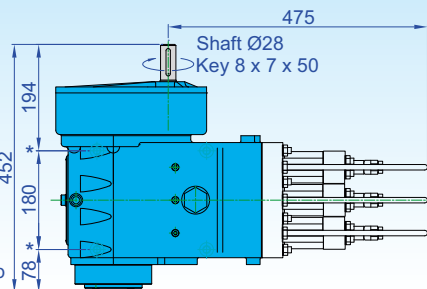
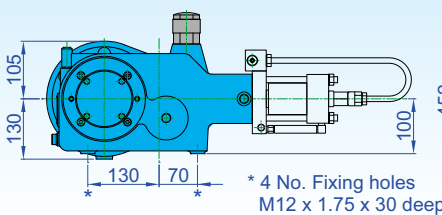
maintenance on individual cylinders.

This improved design is capable of Ultra High Pressure with outstanding seal, plunger and valve life.



Ultrabar 10 with SAE engine adaptor

- General Dimensions - typical pump build
- Approx weight - 117 kg



## Build Options

- Choice of gear ratio to suit diesel engine or electric motor drive
- SAE adaptor housings (SAE 3, 4 or 5) for flange mounting the pump to a diesel engine flywheel housing or electric motor
- Available without gearbox for low speed direct drive
- 40mm stroke crankshaft for reduced flow / power
- Pressure adjusting valves
- Bare shaft pump only or complete unit build

Ultra High Waterblasters (Aust) Pty Ltd

9 Deebling Street West Ipswich Qld Australia

Ph +61 07 3812 1112 Fax +61 07 38121115

[www.auswaterblasters.com.au](http://www.auswaterblasters.com.au) Email [info@auswaterblasters.com.au](mailto:info@auswaterblasters.com.au)



In line with the Company's policy of research and development, alterations in design, dimensions and appearance are incorporated from time to time in order to ensure that important developments are included at the earliest opportunity. The Company, therefore, reserves the right to alter design, dimensions etc without notice.